



EYFS 2026 Summer Term

Curriculum

Following the EYFS framework our curriculum is planned to support your unique child's needs and interests. We also base learning experiences around the seasons, using rhymes and stories inside and out to encourage children to notice, enquire and develop their natural curiosity.

Personal, Social and Emotional Development

Developing independence and confidence.
Understanding growth and change (e.g. from baby to child).
Building positive relationships, turn-taking and sharing.
Preparing for transition.
Understanding healthy lifestyles and keeping safe.

Physical Development

- Developing good control and coordination in large and small movements.
- Moving in a range of ways, safely negotiating space.
- Using a pencil, scissors, and other tools effectively.
- Knowing the importance for good health, doing physical exercise and having a healthy diet.
- Managing their own basic hygiene and personal needs successfully, including dressing and going to the toilet independently.
- Ways to keep healthy and safe.

Ways to help at home...

- Fine motor activities, such as using playdough, painting, threading, drawing, playing with buttons, etc.
- Encouraging your child to hold their pencil correctly, with control. Correct letter formation
- Encouraging them to do simple counting in fun and practical situations using objects.
- Using and recognising numbers up to 5(N) 10 (R). Talking about simple mathematical problems.
- Developing independent dressing skills, especially shoes and socks.
- Enjoying stories together. Daily home reading (Reception)

Welcome

The summer term has arrived and we are ready for another wonderful, fun filled term of learning with your child. We will begin with a focus on life cycles, hunting for minibeasts and learning how to care for the natural world. Our focus will centre around **life cycles, growing and change**, exploring how living things develop—from babies to adults, seeds to plants, and minibeasts in our environment. We will also explore traditional tales such as *Jack and the Beanstalk*, supporting children to develop imagination, storytelling and early literacy skills. As the term progresses, we will continue preparing children for transition, particularly those moving into Reception. After half term we will explore under the sea and journeys, both physical and personal.

Communication and Language

- Listening attentively in a range of situations.
- Responding appropriately to others' ideas.
- Talking about past and present experiences (e.g. "when I was a baby...").
- Developing storytelling through *Jack and the Beanstalk* and other texts.
- Using language to explain ideas and answer "how" and "why" questions.
- Following instructions with increasing complexity.

Literacy

- Revising sounds and writing simple sentences (R)
- Identifying rhyming words. (N)
- Developing oral blending and segmenting skills (hearing the individual sounds in b-u-n and linking those with the word bun).
- Using some of their print and letter knowledge in early writing in labels, lists and notes.
- Developing the correct formation of the letters in their name.

















Mathematics

- Counting objects accurately and recognising numbers.
- Comparing size, length and growth (e.g. plant height).
- Exploring patterns (linked to minibeasts and nature).
- Beginning to understand simple addition and subtraction through practical activities.
- Matching numerals to quantities.
- Doubles to 10 (Reception)

Understanding the World

Exploring **life cycles** (butterflies, frogs, plants).
Learning about **growing plants** and what they need to survive.
Observing and identifying **minibeasts and their habitats**.
Understanding how humans grow and change from babies.
Talking about similarities and differences between living things.
Exploring seasonal changes and the natural environment.

Summer Term Core Texts



Expressive Arts and Design

- How to use paintbrushes, paint blocks, pencils, pens and modelling materials effectively.
- Using various materials to make, draw and paint various people who help us and animals.
- Using joining skills to reuse objects and give them a new purpose.
- Famous artist study; Eric Carle
- Rhythm in music and dance.
- Music from around the world.

Save the Date!!!

Sports day: Thursday 21st May 1:00-3:00

Trip to Hertfordshire Zoo: Thursday 14th May

Summer Fair: Saturday 27th June

Class assembly: Friday 19th June 9am

The British Weather

Prepare for unpredictable weather and please send your child into school with a coat or mac, if there is any chance that they might need it, as they spend a lot of time learning outside. When the weather is sunny, please apply some 'day long' lasting sunscreen before they come to school. Children can bring in sun hats, but we ask that these are named. We will ensure shade is available and children will be encouraged to spend a sensible amount of time in the outdoor area if the sun is particularly hot. Please ensure your child brings a named bottle of fresh water daily, these can be refilled as often as necessary throughout the day.

Outdoor Learning

Lots of our learning takes place outside. Therefore, we ask that your child wears suitable clothing (weather dependent) including welly boots. We do go out all weathers and want your children to be able to learn and explore the outdoors as much as possible.

Tapestry News from Home

Please use your tapestry account to send us photos or short video clips of special family events, days out, walks in the park, paintings and models. We will then share these with the class. It is a great opportunity to promote children's confidence when speaking to their peers and helps us to further understand your unique child.

EYFS class email

EYFS@colneyheath.herts.sch.uk

Do get in touch if you have any questions or feel you have important information you wish to share. Please use the EYFS email above to communicate with us. In order for this to be an effective way of communicating with you, please send an email, from the address you wish to use, so that we are able to contact you when needed. Please include your child's name in the subject and I can add you to the class address book. Please be aware that important information that is relevant for same-day things, e.g. dentist/doctor appointments / pick-up arrangements / details about equipment etc, should be notified to the office, as the class email address may not be checked during that working day. We will try to respond to emails as soon as possible, and within 48 hours during the working week.

Keeping up to date

Please do check your tapestry account and the school website for current information, including photos of the children's learning in action. Please also read the newsletter to get involved in school wide events, supporting your child and school together. Thank you for your support. Miss Turfrey, Mrs Osborne & Mrs Bhatt.